

# Local Market Update – January 2014

A RESEARCH TOOL PROVIDED BY THE MULTIPLE LISTING SERVICE OF HILTON HEAD ISLAND AND THE HILTON HEAD AREA ASSOCIATION OF REALTORS®



## 7: Folly Field

**+ 200.0%**

**+ 150.0%**

**- 42.9%**

Change in  
New Listings

Change in  
Closed Sales

Change in  
Median Sales Price

### Attached Condominiums Only

|                                 | January   |           |          | Year to Date |           |          |
|---------------------------------|-----------|-----------|----------|--------------|-----------|----------|
|                                 | 2013      | 2014      | + / -    | 2013         | 2014      | + / -    |
| New Listings                    | 4         | 12        | + 200.0% | 4            | 12        | + 200.0% |
| Closed Sales                    | 2         | 5         | + 150.0% | 2            | 5         | + 150.0% |
| Median Sales Price*             | \$208,500 | \$119,000 | - 42.9%  | \$208,500    | \$119,000 | - 42.9%  |
| Percent of List Price Received* | 90.8%     | 90.6%     | - 0.2%   | 90.8%        | 90.6%     | - 0.2%   |
| Days on Market Until Sale       | 143       | 167       | + 17.4%  | 143          | 167       | + 17.4%  |
| Inventory of Homes for Sale     | 76        | 84        | + 10.5%  | --           | --        | --       |

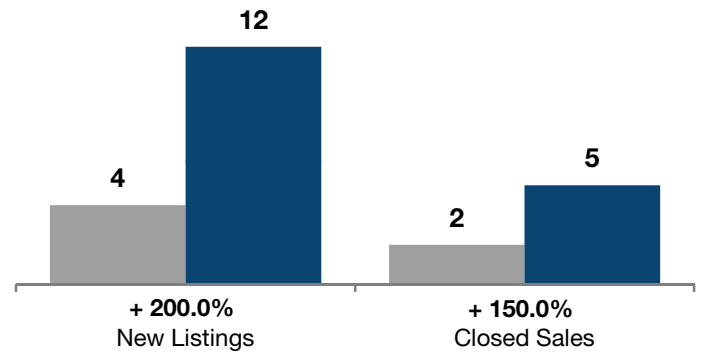
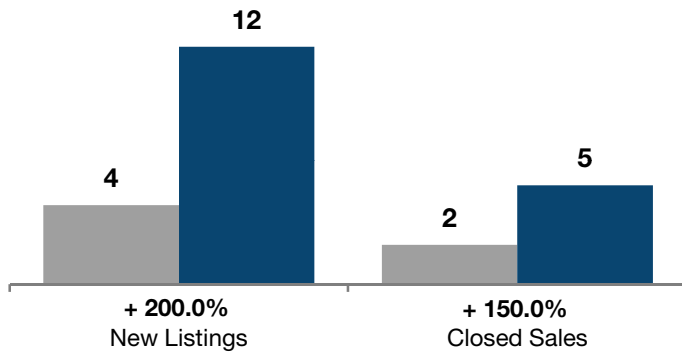
\* Does not account for seller concessions. | Activity for one month can sometimes look extreme due to small sample size.

#### January

■ 2013 ■ 2014

#### Year to Date

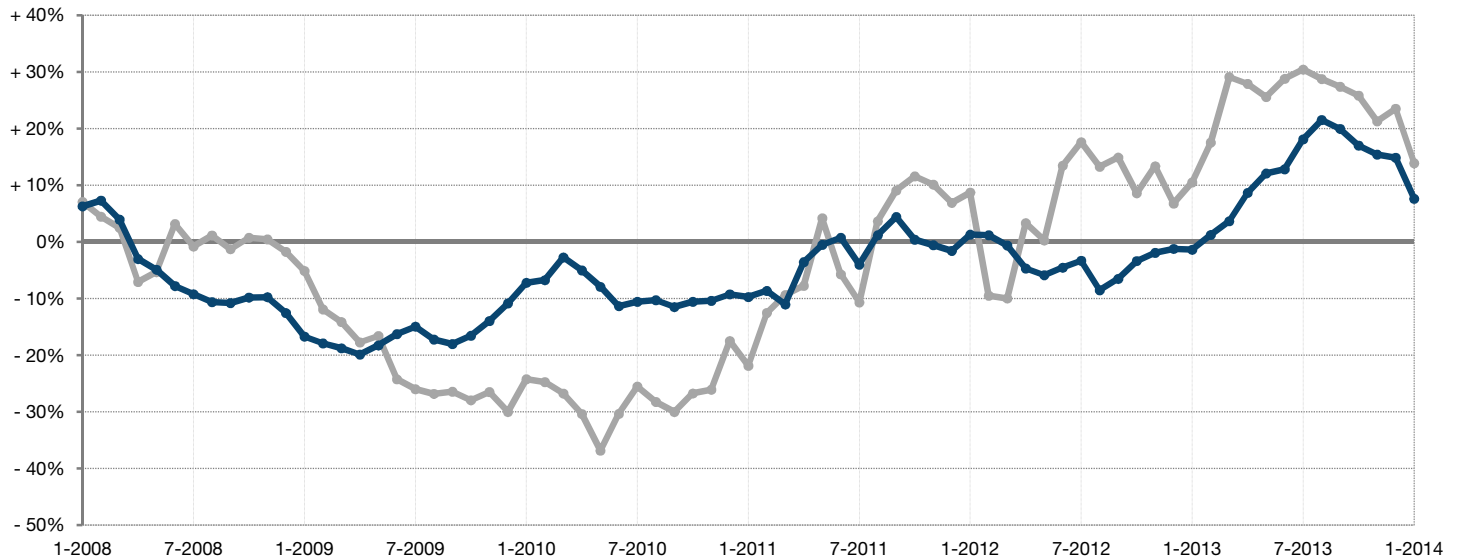
■ 2013 ■ 2014



### Change in Median Sales Price from Prior Year (6-Month Average)\*\*

All MLS —

7: Folly Field – Attached Condominiums Only —



\*\* Each dot represents the change in median sales price from the prior year using a 6-month weighted average. This means that each of the 6 months used in a dot are proportioned according to their share of sales during that period. | Data is Copyright © 2014 All Rights Reserved. MLS of Hilton Head Island. | Sponsored by South Carolina REALTORS®. | Powered by 10K Research and Marketing.